

PRO-TEC

EQUIPMENT, INC.



Trench Shielding and
Shoring Equipment



PRO-TEC Stone-Savers reduce bedding material loss

PRO-TEC Stone Saver bedding material containers are designed with aggregate conservation in mind. With the Stone Saver, you confine bedding material to the container, minimizing

loss of material. You also reduce traffic congestion and safety problems associated with front-end loader dumping from the edge of the trench. Bottom and ends are formed from one

continuous 1/2-in. steel plate. Weld seams and sharp edges are eliminated. Dragging in either direction is easier because both front and back bottom edges are rounded.

STANDARD STONE SAVER

- ▼ Bottom and ends formed from one continuous 1/2" plate -eliminates edges
- ▼ 1/4" thick side plates
- ▼ Pulling eyes for towing
- ▼ 8" dia. x 1/2" thick pipe push/pull bar
- ▼ Heavy angle reinforcement at point of bucket contact
- ▼ Rectangular tube side stiffeners eliminate flanges
- ▼ Four lifting pockets for loading and unloading



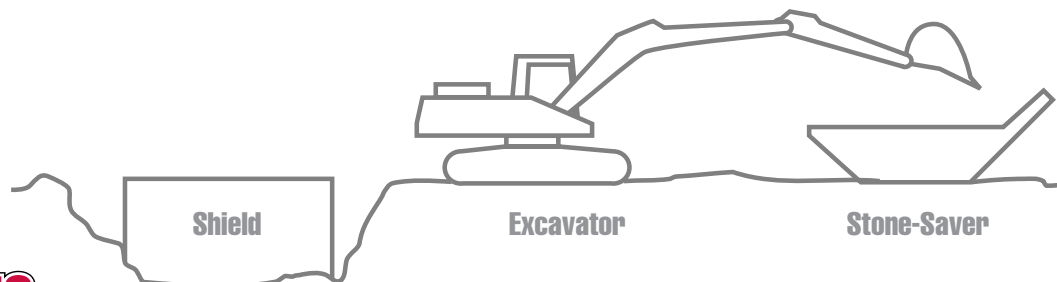
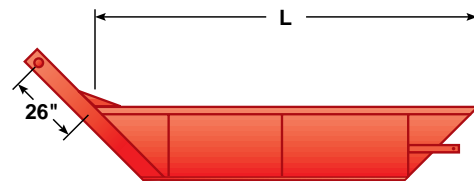
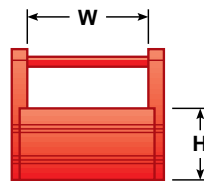
STANDARD			
MODEL	SIZE IN INCHES H x W x L	CAPACITY (CU YDS)	WEIGHT (LBS.)
SS - 5	36 x 63 x 130	5	4100
SS - 7	48 x 60 x 160	7	4800
SS - 9	48 x 64 x 181	9	5300
SS - 12	48 x 75 x 200	12	6400
SS - 15	48 x 75 x 240	15	7200

HEAVY DUTY STONE SAVER

- ▼ Ideal for large excavators and severe conditions. Same features as standard saver with the following additions:
- ▼ Heavy duty gusseting on push / pull arm
- ▼ 3/8" thick side plates
- ▼ Full length inside wear bars for durability
- ▼ Ends reinforced with tube stiffeners



HEAVY DUTY			
MODEL	SIZE IN INCHES H x W x L	CAPACITY (CU YDS)	WEIGHT (LBS.)
SSH - 7	48 x 60 x 160	7	5700
SSH - 9	48 x 64 x 181	9	6400
SSH - 12	48 x 75 x 200	12	7700
SSH - 15	48 x 75 x 240	15	8600
SSH - 18	60 x 81 x 236	18	9500
SSH - 20	60 x 81 x 255	20	10300



P.O. Box 130 • 1298 Lipsey Dr. • Charlotte, MI 48813 • Phone: (517) 541-0303 or 1-800-292-1225 • Fax: (517) 541-0329
www.pro-tecequipment.com